



Your Local Employment Planning Council

Occupation Report

Graphic arts technicians NOC 5223

Ottawa, Ontario, & Canada (2016-2021)
3-year historical data & forecasted growth

Updated May 2019



NOTE: EMSI recommends taking occupation data below 500 jobs with “a grain of salt” because of source data sampling sizes; therefore, outlook also considers Ontario data.

Graphic arts technicians

Ottawa Outlook

NOC 5223

Limited ★ Fair ★★ Good ★★★

Based on past and forecasted growth.

A Local Snapshot

- Employment in this occupation **increased in Ottawa from 2016 to 2018 (26.8%)**; it is forecast to **increase an additional 8.5%** over the next three years.
- **8.7%** were **unemployed in Ottawa in 2016**; **Less than 10** of those in this occupation were **self-employed**.
- **Median hourly wage** for this occupation was **\$22.00**.
- **34.6%** of the 2018 jobs were in the **Printing and related support activities** industry sector.
- Ottawa has a **lower share of this occupation** than the nation.
- **Provincially**, this occupation showed an increase from 2016 to 2018 (**12.1%**); it is expected to increase an additional **6.5%** over the next three years.

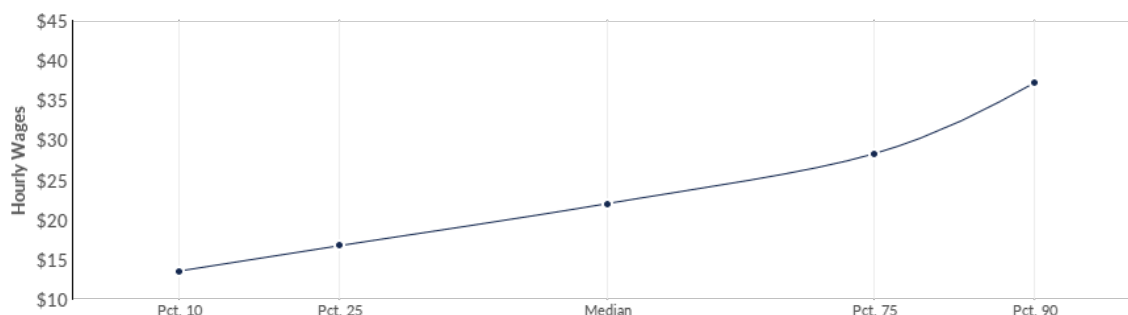
Overview

Ottawa Jobs (2018)	71 (<10 were self-employed)		
2016 Ottawa Unemployment Rate	8.7%	Ontario	6.8%
Location Quotient to Nation (2018)	0.26		
Change in Jobs (2016 - 2018)	26.8%	(2018 - 2021)	8.5%

NOTE: Location quotient (LQ) is a way of quantifying how concentrated a particular occupation is in a region compared to the nation or province. A quotient of 1.00 means Ottawa has the same share of the occupation as the nation/province. A quotient higher than 1.00 means Ottawa has a greater share, and lower than 1.00 means Ottawa's share is lower than the average.

OTTAWA | Percentile Earnings (not including self-employed)

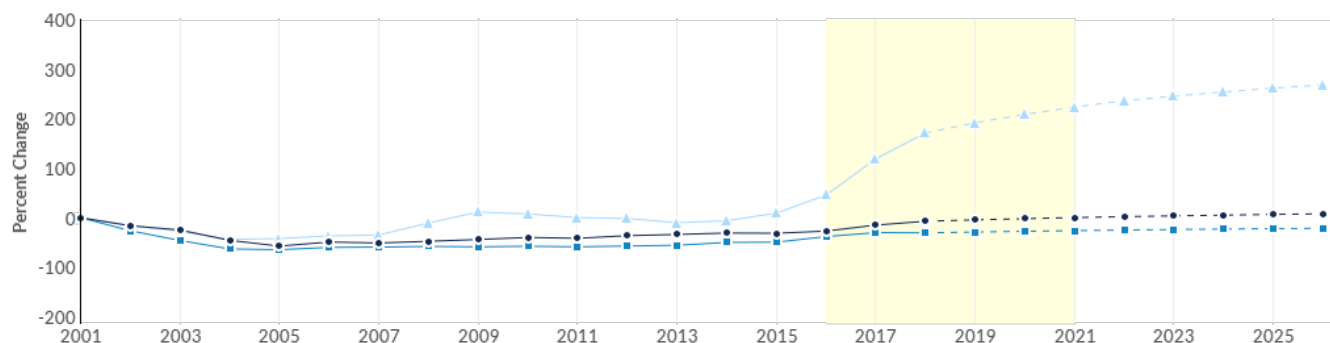
\$16.73/hr	\$22.00/hr	\$28.26/hr
25th Percentile Wages	Median Wages	75th Percentile Wages



Ottawa | Growth

56 2016 Jobs	77 2021 Jobs	21 Change (2016-2021)	37.5% % Change (2016-2021)
------------------------	------------------------	---------------------------------	--------------------------------------

Regional Trends



Region	2016 Jobs	2021 Jobs	Change	% Change
● Ottawa	56	77	21	37.5%
● Ontario	980	1,170	190	19.4%
● Canada	4,616	10,242	5,626	121.9%

	Ottawa	Ontario	Canada
2016 Jobs	56	980	4,616
2017 Jobs	65	1,107	6,933
2018 Jobs	71	1,099	8,589
2019 Jobs	73	1,125	9,232
2020 Jobs	75	1,149	9,777
2021 Jobs	77	1,170	10,242

Ottawa | Industries Employing this Occupation

Industry	Occupation Jobs in Industry (2018)	% of Occupation in Industry (2018)	% of Total Jobs in Industry (2018)
Printing and related support activities	25	34.6%	1.1%
Software publishers	10	14.6%	0.3%
Computer systems design and related services	<10	11.6%	0.0%
Specialized design services	<10	8.1%	0.4%
Advertising, public relations, and related services	<10	5.5%	0.2%

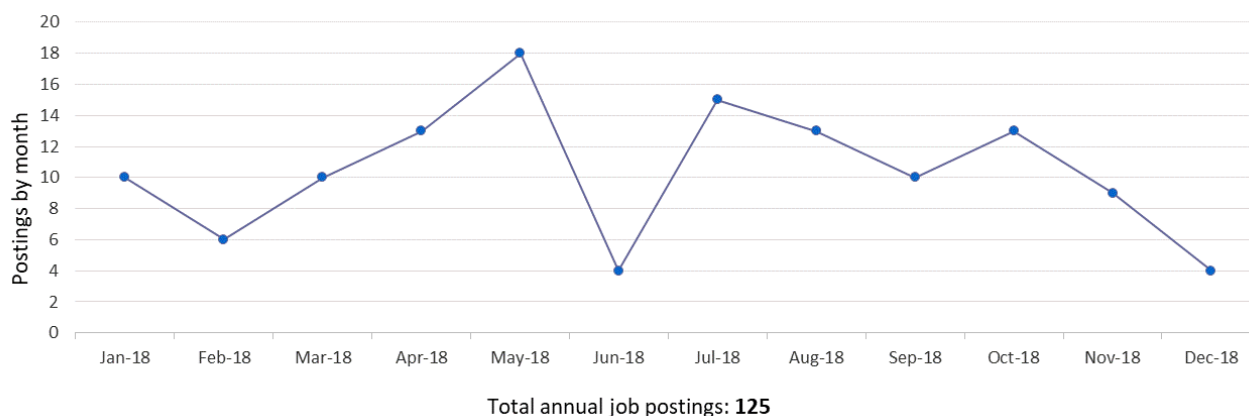
NOTE: Inverse staffing patterns provides a table of percentages that shows how regional occupations are divided up among regional industries. For example, an inverse staffing pattern for registered nurses may show that 70% of RNs are employed by hospitals, 10% by local government (i.e., public schools), 10% by nursing homes, and 10% by offices of physicians.

Educational programs and completions in Ottawa (public institutions only)

6 Programs (2016)		533 Completions (2016)
CIP Code	Program	Completions (2016)
50.04	Design and applied arts	254
10.03	Graphic communications	95
50.07	Fine arts and art studies	92
11.08	Computer software and media applications	77
50.01	Visual, digital and performing arts, general	15

NOTE: EMSI Analyst uses Statistics Canada's PSIS data to compile completions for postsecondary programs offered in Canada, classified by the 2016 CIP codes. 2016 data includes those who graduated in spring 2017.

Job Postings by Month



NOTE: Based on newly published job postings first found between January 01, 2018 and December 31, 2018 AND location is Ottawa Census Sub-division, Vicinity Jobs.

Other Considerations

LICENSURE/OTHER REQUIREMENTS FOR ONTARIO: None required (**not** a regulated profession)

NOTE: Workers in regulated occupations require a licence to work legally. Workers in non-regulated occupations do not require a licence, but employers may have other certification requirements.

CANADIAN LANGUAGE BENCHMARKS: N/A

Links to Additional Occupational Information

[Ontario Job Futures](#) – NOC 5223 Graphic arts technicians

GOC Job Bank – *not available for this occupation*

[Statistics Canada - Occupation information for NOC 5223](#)

[Ontario Skills Passport - Skills profile for Graphic arts technicians](#) – Note that this website categorizes occupations using the NOC 2006 classification system; as such, occupation titles may not match the titles used by the NOC 2011 system.

About EMSI Occupational data

Economic Modeling Specialists Inc. (EMSI) amalgamates information from several data sources in order to produce its occupation counts:

- Canadian Business Patterns (CBP) – *Updated December 2018*
- Census – *2016*
- Survey of Employment, Payrolls and Hours (SEPH) – *Updated December 2018*
- Labour Force Survey (LFS) – *2018*
- Canadian Occupational Projection System (COPS) – *Latest projections cover 2016-2026*
- Demographic CANSIM tables – *Various updates*
- Postsecondary Student Information System (PSIS) - *Updated annually; 2016/17 data available now*

Information from these sources is combined into a dataset that is updated twice annually by EMSI; the latest release came in the Spring of 2019 and these reports reflect actuals and projections based on that data. Detailed occupation data is based primarily on industry staffing patterns collected by the SEPH, which surveys businesses and is considered more reliable than the LFS, which surveys individuals.

NOTE: In 2016, EMSI Analyst switched from the NOC-S 2006 occupation classification system to the NOC 2011 occupation classification system. Some occupation titles and groupings have been modified slightly as a result; all historical data has been adjusted to match the NOC 2011 classification system.

*Should you have any further questions about the data in this report, please contact **Ottawa Employment Hub** at 613-727-4723 X6873 or info@OttawaEmploymentHub.com*