



Your Local Employment Planning Council

Occupation Report

Secondary and elementary school teachers and educational counsellors, n.e.c. NOC 4030

Ottawa, Ontario, & Canada (2016-2021)
3-year historical data & forecasted growth

Updated May 2019

Secondary and elementary school teachers and educational counsellors, n.e.c. Ottawa Outlook

NOC 4030

Limited ★ Fair ★★ Good ★★★

Based on past and forecasted growth.

A Local Snapshot

- Employment in this occupation **increased in Ottawa from 2016 to 2018 (27.9%)**; it is forecast to **increase an additional 14.4%** over the next three years.
- **Less than 10** of those in this occupation were **self-employed**.
- **Median hourly wage** for this occupation was **\$40.38**.
- **91.6%** of the 2018 jobs were in the **Elementary and secondary schools** industry sector.
- Ottawa has a **higher share of this occupation** than the nation.
- **Provincially**, this occupation showed an increase from 2016 to 2018 (**6.9%**); it is expected to increase an additional **7.7%** over the next three years.

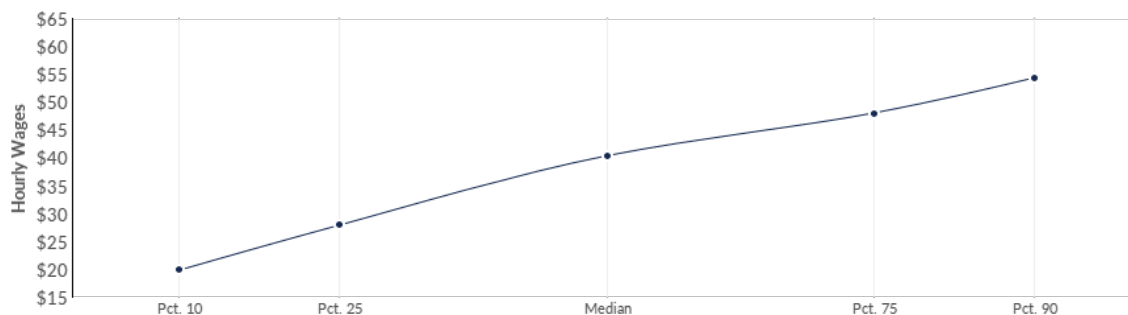
Overview

Ottawa Jobs (2018)	7,134 (<10 were self-employed)
2016 Ottawa Unemployment Rate	<i>Not available for this occupation</i>
Location Quotient to Nation (2018)	1.26
Change in Jobs (2016 - 2018)	27.9% (2018 - 2021) 14.4%

NOTE: Location quotient (LQ) is a way of quantifying how concentrated a particular occupation is in a region compared to the nation or province. A quotient of 1.00 means Ottawa has the same share of the occupation as the nation/province. A quotient higher than 1.00 means Ottawa has a greater share, and lower than 1.00 means Ottawa's share is lower than the average.

OTTAWA | Percentile Earnings (not including self-employed)

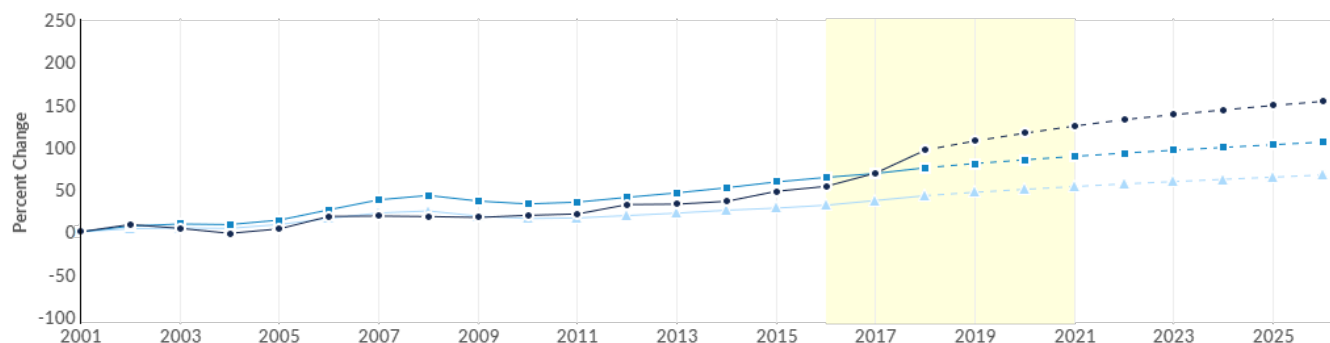
\$27.95/hr 25th Percentile Wages	\$40.38/hr Median Wages	\$48.05/hr 75th Percentile Wages
--------------------------------------------	-----------------------------------	--------------------------------------------



Ottawa | Growth

5,578 2016 Jobs	8,159 2021 Jobs	2,581 Change (2016-2021)	46.3% % Change (2016-2021)
---------------------------	---------------------------	------------------------------------	--------------------------------------

Regional Trends



	Region	2016 Jobs	2021 Jobs	Change	% Change
●	Ottawa	5,578	8,159	2,581	46.3%
●	Ontario	73,675	84,812	11,137	15.1%
●	Canada	162,158	189,325	27,167	16.8%

	Ottawa	Ontario	Canada
2016 Jobs	5,578	73,675	162,158
2017 Jobs	6,149	75,781	169,035
2018 Jobs	7,134	78,773	176,052
2019 Jobs	7,523	81,017	180,977
2020 Jobs	7,855	82,962	185,252
2021 Jobs	8,159	84,812	189,325

Ottawa | Industries Employing this Occupation

Industry	Occupation Jobs in Industry (2018)	% of Occupation in Industry (2018)	% of Total Jobs in Industry (2018)
Elementary and secondary schools	6,534	91.6%	28.9%
Universities	179	2.5%	1.3%
Other schools and instruction	134	1.9%	2.2%
Community colleges and C.E.G.E.P.s	119	1.7%	2.6%
Other federal services (9112-9119)	52	0.7%	0.1%

NOTE: Inverse staffing patterns provides a table of percentages that shows how regional occupations are divided up among regional industries. For example, an inverse staffing pattern for registered nurses may show that 70% of RNs are employed by hospitals, 10% by local government (i.e., public schools), 10% by nursing homes, and 10% by offices of physicians.

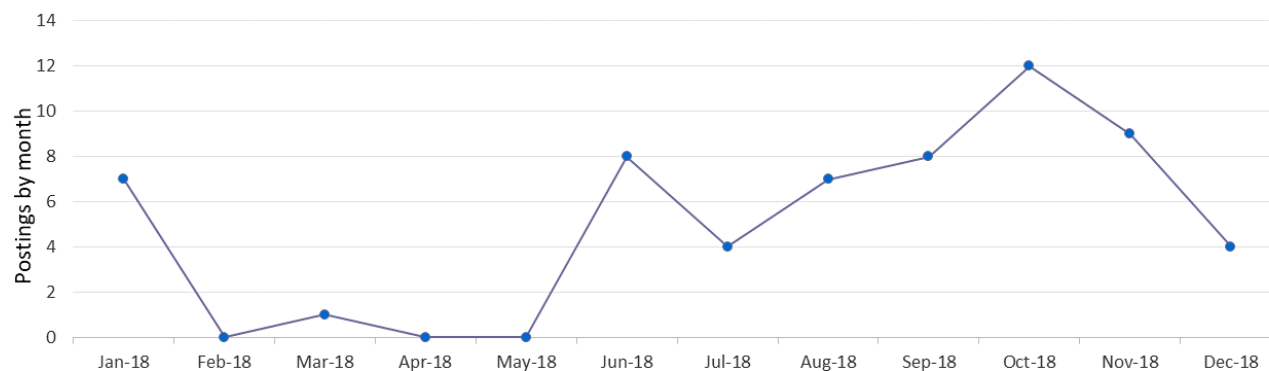
Educational programs and completions in Ottawa (public institutions only)

0 Programs (2016)	0 Completions (2016)
-----------------------------	--------------------------------

There are no related program completions in Ottawa.

NOTE: EMSI Analyst uses Statistics Canada's PSIS data to compile completions for postsecondary programs offered in Canada, classified by the 2016 CIP codes. 2016 data includes those who graduated in spring 2017.

Job Postings by Month



Total annual job postings: 60

NOTE: Based on newly published job postings first found between January 01, 2018 and December 31, 2018 AND location is Ottawa Census Sub-division, Vicinity Jobs.

Other Considerations

LICENSURE/OTHER REQUIREMENTS FOR ONTARIO: None required (**not** a regulated profession)

NOTE: Workers in regulated occupations require a licence to work legally. Workers in non-regulated occupations do not require a licence, but employers may have other certification requirements.

CANADIAN LANGUAGE BENCHMARKS: N/A

Links to Additional Occupational Information

Ontario Job Futures – *not available for this occupation*

GOC Job Bank – *not available for this occupation*

Statistics Canada - Occupation information for NOC 4030 – *not available for this occupation*

Ontario Skills Passport - Skills profile for Secondary and elementary school teachers and educational counsellors, n.e.c. – *not available for this occupation*

About EMSI Occupational data

Economic Modeling Specialists Inc. (EMSI) amalgamates information from several data sources in order to produce its occupation counts:

- Canadian Business Patterns (CBP) – *Updated December 2018*
- Census – *2016*
- Survey of Employment, Payrolls and Hours (SEPH) – *Updated December 2018*
- Labour Force Survey (LFS) – *2018*
- Canadian Occupational Projection System (COPS) – *Latest projections cover 2016-2026*
- Demographic CANSIM tables – *Various updates*
- Postsecondary Student Information System (PSIS) - *Updated annually; 2016/17 data available now*

Information from these sources is combined into a dataset that is updated twice annually by EMSI; the latest release came in the Spring of 2019 and these reports reflect actuals and projections based on that data. Detailed occupation data is based primarily on industry staffing patterns collected by the SEPH, which surveys businesses and is considered more reliable than the LFS, which surveys individuals.

NOTE: In 2016, EMSI Analyst switched from the NOC-S 2006 occupation classification system to the NOC 2011 occupation classification system. Some occupation titles and groupings have been modified slightly as a result; all historical data has been adjusted to match the NOC 2011 classification system.

*Should you have any further questions about the data in this report, please contact **Ottawa Employment Hub** at 613-727-4723 X6873 or info@OttawaEmploymentHub.com*