



*Your Local Employment Planning Council*

# Occupation Report

---

## **Inspectors in public and environmental health and occupational health and safety NOC 2263**

**Ottawa, Ontario, & Canada (2016-2021)**

3-year historical data & forecasted growth

*Updated June 2019*

NOC 2263

Limited ★ Fair ★★ Good ★★★

Based on past and forecasted growth.

## A Local Snapshot

- Employment in this occupation **increased in Ottawa from 2016 to 2018 (3.8%)**; it is forecast to **increase an additional 4.9%** over the next three years.
- **3.6%** were **unemployed in Ottawa in 2016**; **less than 10** of those in this occupation were **self-employed**.
- **Median hourly wage** for this occupation was **\$40.34**.
- **38.6%** of the 2018 jobs were in the **Other federal services** industry sector.
- Ottawa has a **higher share of this occupation** than the nation.
- **Provincially**, this occupation showed an increase from 2016 to 2018 (**3.9%**); it is expected to increase over the next three years (**5.5%**).
- *Canada Job Bank* forecasted **fair** employment potential for this occupation in Ottawa from 2018-2020.

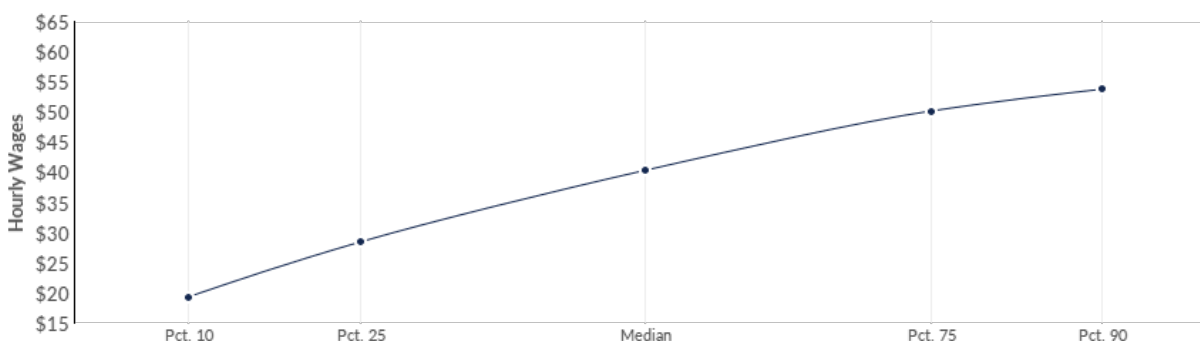
## Overview

<b>Ottawa Jobs (2018)</b>	<b>1,421</b> (<10 were self-employed)		
<b>2016 Ottawa Unemployment Rate</b>	<b>3.6%</b>	Ontario	<b>4.0%</b>
Location Quotient to Nation (2018)	<b>1.21</b>		
Change in Jobs (2016 - 2018)	<b>3.8%</b>	(2018 - 2021)	<b>4.9%</b>

*NOTE: Location quotient (LQ) is a way of quantifying how concentrated a particular occupation is in a region compared to the nation or province. A quotient of 1.00 means Ottawa has the same share of the occupation as the nation/province. A quotient higher than 1.00 means Ottawa has a greater share, and lower than 1.00 means Ottawa's share is lower than the average.*

## OTTAWA | Percentile Earnings (not including self-employed)

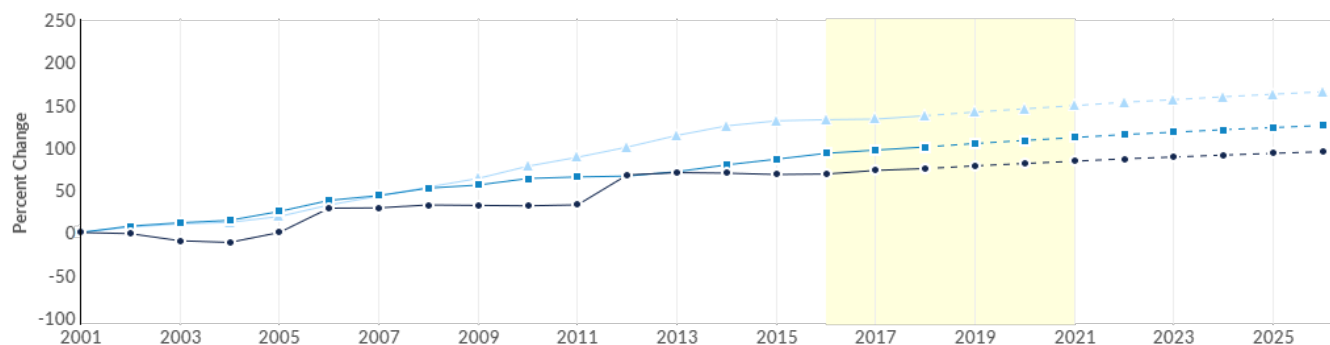
<b>\$28.44/hr</b>	<b>\$40.34/hr</b>	<b>\$50.16/hr</b>
<b>25th Percentile Wages</b>	<b>Median Wages</b>	<b>75th Percentile Wages</b>



## Ottawa | Growth

<b>1,369</b> 2016 Jobs	<b>1,491</b> 2021 Jobs	<b>122</b> Change (2016-2021)	<b>8.9%</b> % Change (2016-2021)
---------------------------	---------------------------	----------------------------------	-------------------------------------

## Regional Trends



Region	2016 Jobs	2021 Jobs	Change	% Change
● Ottawa	1,369	1,491	122	8.9%
● Ontario	12,598	13,807	1,209	9.6%
● Canada	35,968	38,516	2,548	7.1%

	Ottawa	Ontario	Canada
2016 Jobs	1,369	12,598	35,968
2017 Jobs	1,403	12,845	36,070
2018 Jobs	1,421	13,086	36,688
2019 Jobs	1,446	13,351	37,351
2020 Jobs	1,469	13,586	37,944
2021 Jobs	1,491	13,807	38,516

## Ottawa | Industries Employing this Occupation

Industry	Occupati on Jobs in Industry (2018)	% of Occupation in Industry (2018)	% of Total Jobs in Industry (2018)
Other federal services (9112-9119)	549	38.6%	0.6%
Local, municipal and regional public administration	137	9.6%	0.8%
Management, scientific and technical consulting services	87	6.1%	1.2%
Defence services	66	4.7%	0.5%
Business, professional, labour and other membership organizations	41	2.9%	0.5%

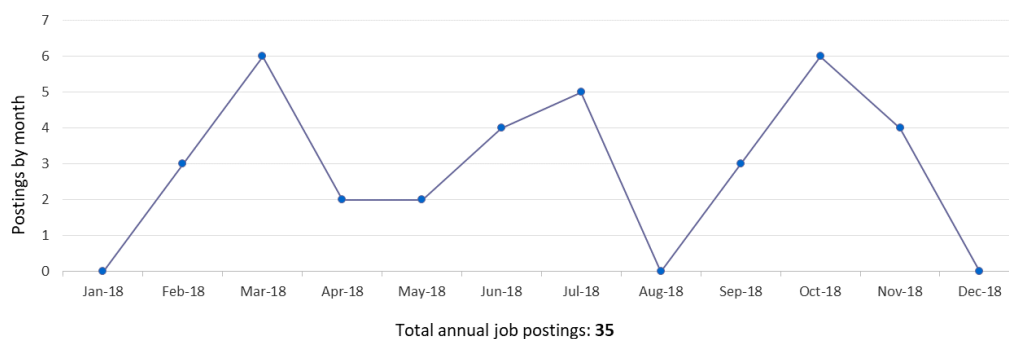
*NOTE: Inverse staffing patterns provides a table of percentages that shows how regional occupations are divided up among regional industries. For example, an inverse staffing pattern for registered nurses may show that 70% of RNs are employed by hospitals, 10% by local government (i.e., public schools), 10% by nursing homes, and 10% by offices of physicians.*

## Educational programs and completions in Ottawa (*public institutions only*)

6 Programs (2016)		370 Completions (2016)
CIP Code	Program	Completions (2016)
03.01	Natural resources conservation and research	126
14.14	Environmental/environmental health engineering	79
43.02	Fire protection	54
15.05	Environmental control technologies/technicians	51
51.22	Public health	35
51.22	Public health	33

*NOTE: EMSI Analyst uses Statistics Canada's PSIS data to compile completions for postsecondary programs offered in Canada, classified by the 2011 CIP codes. 2016 data includes those who graduated in spring 2017.*

## Job Postings by Month



*NOTE: Based on newly published job postings first found between January 01, 2018 and December 31, 2018 AND location is Ottawa Census Sub-division, Vicinity Jobs.*

## Other Considerations

---

**LICENSURE/OTHER REQUIREMENTS FOR ONTARIO:** None required (**not** a regulated profession)

*NOTE: Workers in regulated occupations require a licence to work legally. Workers in non-regulated occupations do not require a licence, but employers may have other certification requirements.*

**CANADIAN LANGUAGE BENCHMARKS:** N/A

## Links to Additional Occupational Information

[Ontario Job Futures](#) – NOC 2263 Inspectors in public and environmental health and occupational health and safety

[GOC Job Bank](#) – Cites outlook information for Ottawa, as well as Ontario and Canada; also shows job postings and wage information for Ottawa.

[Statistics Canada - Occupation information for NOC 2263](#)

**Ontario Skills Passport - Skills profile for Inspectors in public and environmental health and occupational health and safety** – *not available for this occupation*

## About EMSI Occupational data

Economic Modeling Specialists Inc. (EMSI) amalgamates information from several data sources in order to produce its occupation counts:

- Canadian Business Patterns (CBP) – *Updated December 2018*
- Census – *2016*
- Survey of Employment, Payrolls and Hours (SEPH) – *Updated December 2018*
- Labour Force Survey (LFS) – *2018*
- Canadian Occupational Projection System (COPS) – *Latest projections cover 2016-2026*
- Demographic CANSIM tables – *Various updates*
- Postsecondary Student Information System (PSIS) - *Updated annually; 2016/17 data available now*

Information from these sources is combined into a dataset that is updated twice annually by EMSI; the latest release came in the Spring of 2019 and these reports reflect actuals and projections based on that data. Detailed occupation data is based primarily on industry staffing patterns collected by the SEPH, which surveys businesses and is considered more reliable than the LFS, which surveys individuals.

**NOTE:** In 2016, EMSI Analyst switched from the NOC-S 2006 occupation classification system to the NOC 2011 occupation classification system. Some occupation titles and groupings have been modified slightly as a result; all historical data has been adjusted to match the NOC 2011 classification system.

*Should you have any further questions about the data in this report, please contact **Ottawa Employment Hub** at 613-727-4723 X6873 or [info@OttawaEmploymentHub.com](mailto:info@OttawaEmploymentHub.com)*