



Your Local Employment Planning Council

Occupation Report

Facility operation and maintenance managers NOC 0714

Ottawa, Ontario, & Canada (2016-2021)
3-year historical data & forecasted growth

Updated May 2019

Facility operation and maintenance managers

Ottawa Outlook

NOC 0714

Limited ★ Fair ★★ Good ★★★

Based on past and forecasted growth.

A Local Snapshot

- Employment in this occupation **declined in Ottawa from 2016 to 2018 (7.6%)**; it is forecast to **increase 0.2%** over the next three years.
- **1.3% were unemployed in Ottawa in 2016**; 205 (22.4%) of those in this occupation were **self-employed**.
- **Median hourly wage** for this occupation was **\$31.21**.
- **12.4%** of the 2018 jobs were in the **Lessors of real estate** industry sector.
- Ottawa has a slightly **higher share of this occupation** than the nation.
- **Provincially**, this occupation showed a decrease from 2016 to 2018 (**0.7%**); it is expected to continue to decrease over the next three years (**0.2%**).

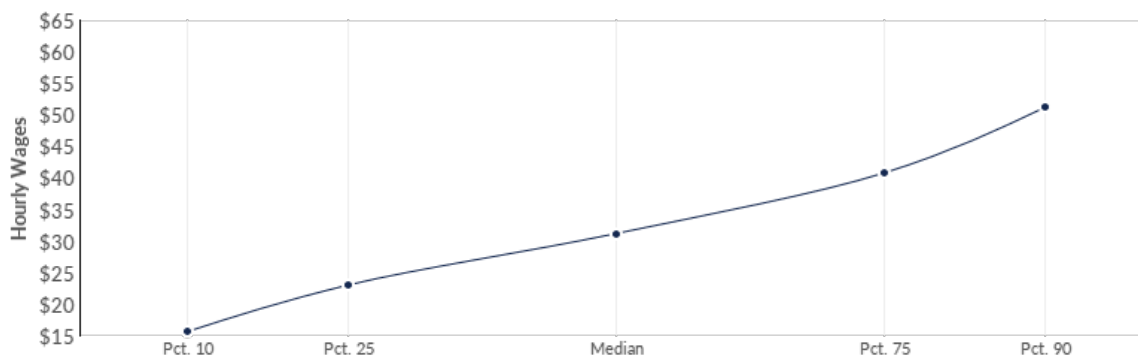
Overview

Ottawa Jobs (2018)	915 (22% were self-employed = 205)
2016 Ottawa Unemployment Rate	1.3% Ontario 3.1%
Location Quotient to Nation (2018)	1.09
Change in Jobs (2016 - 2018)	-7.6% (2018 - 2021) 0.2%

NOTE: Location quotient (LQ) is a way of quantifying how concentrated a particular occupation is in a region compared to the nation or province. A quotient of 1.00 means Ottawa has the same share of the occupation as the nation/province. A quotient higher than 1.00 means Ottawa has a greater share, and lower than 1.00 means Ottawa's share is lower than the average.

OTTAWA | Percentile Earnings (not including self-employed)

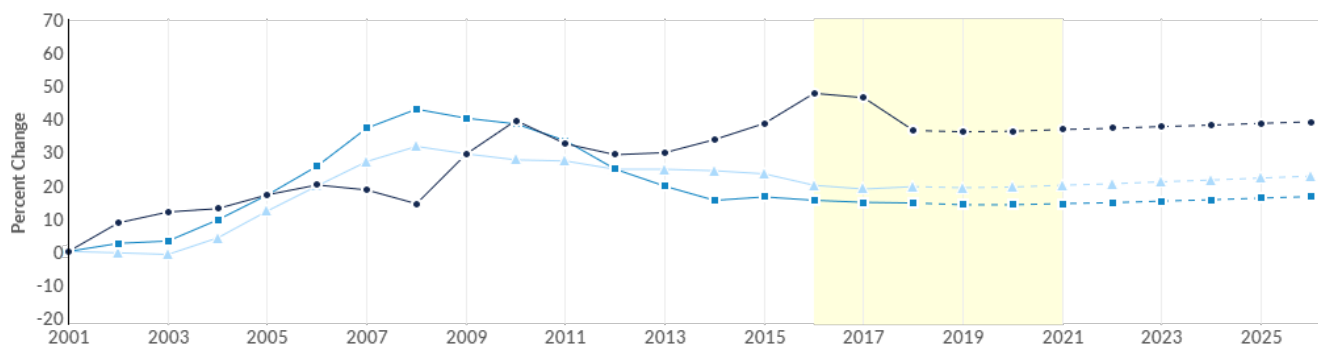
\$23.05/hr	\$31.21/hr	\$40.81/hr
25th Percentile Wages	Median Wages	75th Percentile Wages



Ottawa | Growth

1,368 2016 Jobs	1,267 2021 Jobs	-101 Change (2016-2021)	-7.4% % Change (2016-2021)
---------------------------	---------------------------	-----------------------------------	--------------------------------------

Regional Trends



Region	2016 Jobs	2021 Jobs	Change	% Change
● Ottawa	1,368	1,267	-101	-7.4%
● Ontario	15,292	15,160	-132	-0.9%
● Canada	36,456	36,462	6	0.0%

	Ottawa	Ontario	Canada
2016 Jobs	1,368	15,292	36,456
2017 Jobs	1,356	15,211	36,111
2018 Jobs	1,264	15,185	36,333
2019 Jobs	1,260	15,112	36,231
2020 Jobs	1,262	15,114	36,298
2021 Jobs	1,267	15,160	36,462

Ottawa | Industries Employing this Occupation

Industry	Occupation Jobs in Industry (2018)	% of Occupation in Industry (2018)	% of Total Jobs in Industry (2018)
Lessors of real estate	156	12.4%	2.8%
Activities related to real estate	92	7.3%	3.4%
Other federal services (9112-9119)	92	7.3%	0.1%
Other amusement and recreation industries	85	6.7%	1.5%
Services to buildings and dwellings	77	6.1%	0.7%

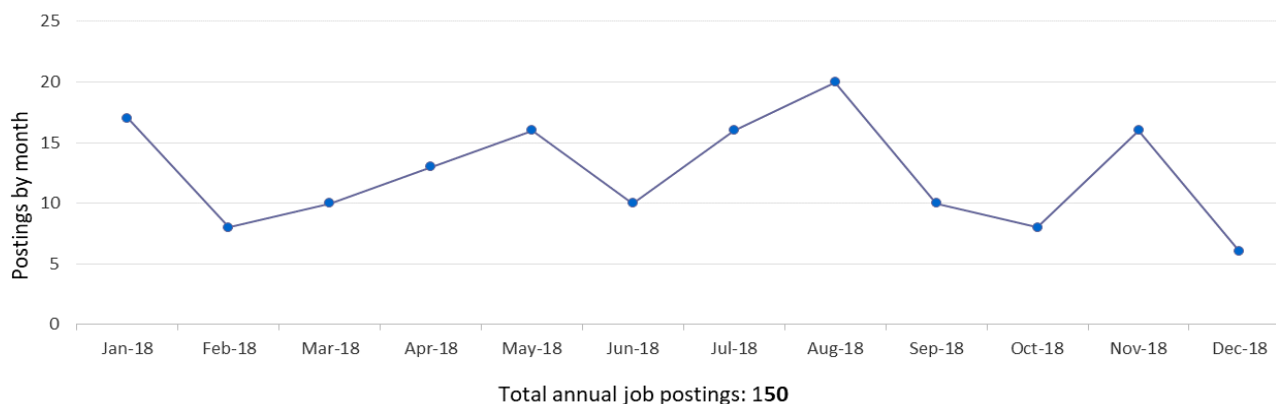
NOTE: Inverse staffing patterns provides a table of percentages that shows how regional occupations are divided up among regional industries. For example, an inverse staffing pattern for registered nurses may show that 70% of RNs are employed by hospitals, 10% by local government (i.e., public schools), 10% by nursing homes, and 10% by offices of physicians.

Educational programs and completions in Ottawa (public institutions only)

5 Programs (2016)		396 Completions (2016)
CIP Code	Program	Completions (2016)
52.02	Business administration, management and operations	365
19.06	Housing and human environments	31
31.03	Parks, recreation and leisure facilities management	0
47.01	Electrical/electronics maintenance and repair technology	0
47.03	Heavy/industrial equipment maintenance technologies	0

NOTE: EMSI Analyst uses Statistics Canada's PSIS data to compile completions for postsecondary programs offered in Canada, classified by the 2016 CIP codes. 2016 data includes those who graduated in spring 2017.

Job Postings by Month



NOTE: Based on newly published job postings first found between January 01, 2018 and December 31, 2018 AND location is Ottawa Census Sub-division, Vicinity Jobs.

Other Considerations

LICENSURE/OTHER REQUIREMENTS FOR ONTARIO: None required (**not** a regulated profession)

NOTE: Workers in regulated occupations require a licence to work legally. Workers in non-regulated occupations do not require a licence, but employers may have other certification requirements.

CANADIAN LANGUAGE BENCHMARKS: N/A

Links to Additional Occupational Information

[Ontario Job Futures](#) – NOC 0714 Facility operation and maintenance managers

[GOC Job Bank](#) – Cites outlook information for Canada; also shows job postings and wage information for Ottawa.

[Statistics Canada - Occupation information for NOC 0714](#)

[Ontario Skills Passport - Skills profile for Facility operation and maintenance managers](#) – Note that this website categorizes occupations using the NOC 2006 classification system; as such, occupation titles may not match the titles used by the NOC 2011 system.

About EMSI Occupational data

Economic Modeling Specialists Inc. (EMSI) amalgamates information from several data sources in order to produce its occupation counts:

- Canadian Business Patterns (CBP) – *Updated December 2018*
- Census – *2016*
- Survey of Employment, Payrolls and Hours (SEPH) – *Updated December 2018*
- Labour Force Survey (LFS) – *2018*
- Canadian Occupational Projection System (COPS) – *Latest projections cover 2016-2026*
- Demographic CANSIM tables – *Various updates*
- Postsecondary Student Information System (PSIS) - *Updated annually; 2016/17 data available now*

Information from these sources is combined into a dataset that is updated twice annually by EMSI; the latest release came in the Spring of 2019 and these reports reflect actuals and projections based on that data. Detailed occupation data is based primarily on industry staffing patterns collected by the SEPH, which surveys businesses and is considered more reliable than the LFS, which surveys individuals.

NOTE: In 2016, EMSI Analyst switched from the NOC-S 2006 occupation classification system to the NOC 2011 occupation classification system. Some occupation titles and groupings have been modified slightly as a result; all historical data has been adjusted to match the NOC 2011 classification system.

*Should you have any further questions about the data in this report, please contact **Ottawa Employment Hub** at 613-727-4723 X6873 or info@OttawaEmploymentHub.com*